

Safety Standstill Monitor VersiSafe 6.01

Features:

- ❑ no external initiators necessary
- ❑ independent of direction
- ❑ broken wire detection
- ❑ positive guided safety contacts: 3 NO contacts, 1 NC contact for AC 250V
- ❑ adjustable voltage setting
- ❑ adjustable standstill time delay
- ❑ LED indicators for standstill, event of line breakage and operating voltage
- ❑ Suitable for operating with inverters
- ❑ width 45mm
- ❑ nominal motor voltage up to 690V



Safety Standstill Monitor VersiSafe



Function:

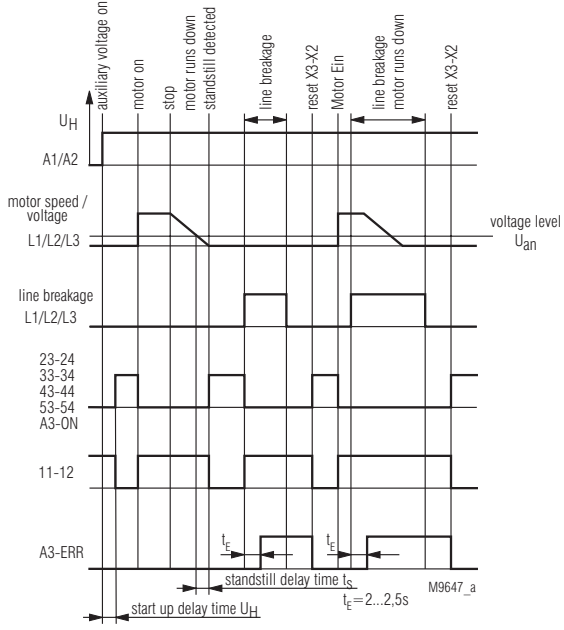
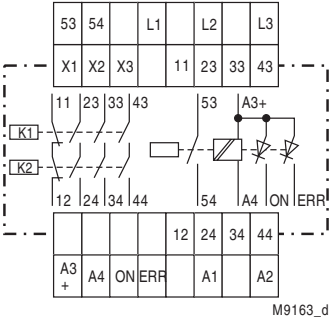
- ❑ safe standstill detection on three- and single-phase motors
- ❑ detection of standstill via monitoring of remanence voltage
- ❑ redundant measurement via two independent channels
- ❑ adaptable to various motor types and applications

Typical applications:

- Reliable detection of the stationary condition for:
- safety circuits according per IEC/EN 60204 in systems with hazardous machine parts (e.g. for releasing protective devices)
 - prevention of machine damage (unexpected start-up)

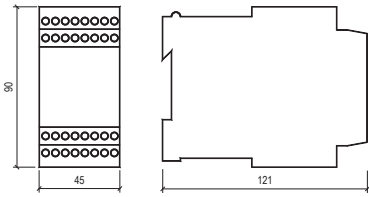
Safety rated data:

- ❑ values according to EN ISO 13849-1:
 - safety category: 4
 - performance level: e
 - MTTF_d: 93a
 - DC_{avg}: 99,0%
 - d_{op}: 365 days/year
 - h_{op}: 24 hours/day
 - t_{zyklus}: 28,8E+03 s/zyklus = 1 / 8 hours
- ❑ values according to IEC EN 62061 / IEC EN 61508:
 - SIL CL: 3 IEC EN 62061
 - SIL 3 IEC EN 61508
 - HFT: 1 (Hardware-Failure-Tolerance)
 - DC_{avg}: 99,0%
 - SFF 99,7%
 - PFH_D: 4,10E-10 h⁻¹



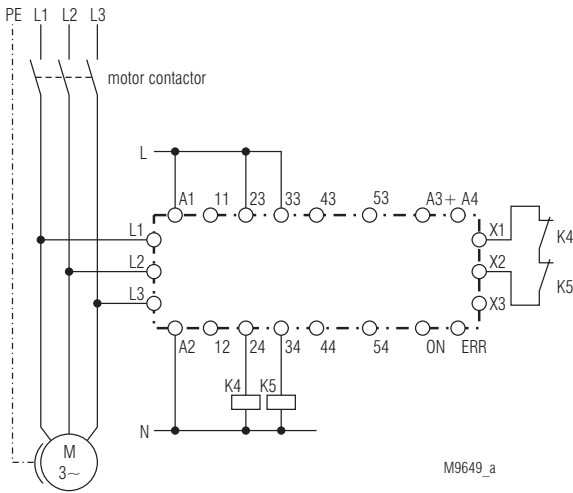
Typical designation	VersiSafe		
input L1, L2, L3 measuring-/motor voltage	max. 690 V		
safety output (3 NO contacts/1 NC contact)	AC 250V, 5A		
indicator contact	AC 250V, 3A		
auxiliary voltage U _H	DC 24V	AC 230V	AC 400V
response value U _{an}	20...400mV (special unit 0,2 ... 4V)		
standstill time	0,2...6s		
max. operating frequency	1200/h		
ambient/storage temperature	-25°C...+60°C / -40°C...+75°C		
weight / kg	0,4		
order number	27801.69000	27800.69000	27802.69000
special unit/response value U _{an} 0,2 ... 4V			
order number	27804.69000	27803.69000	27805.69000

Dimensions:

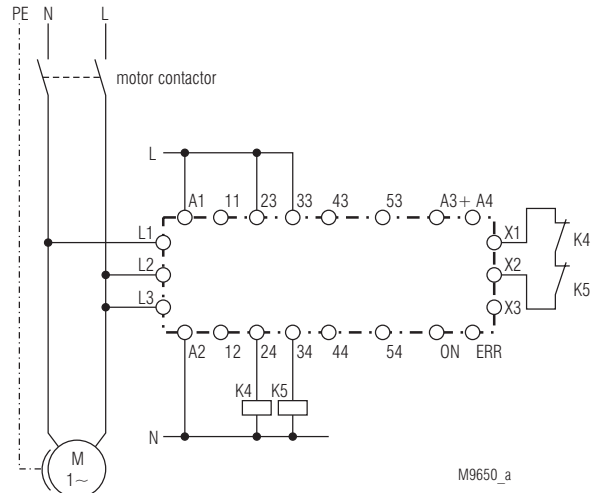


All dimensions indicated in mm

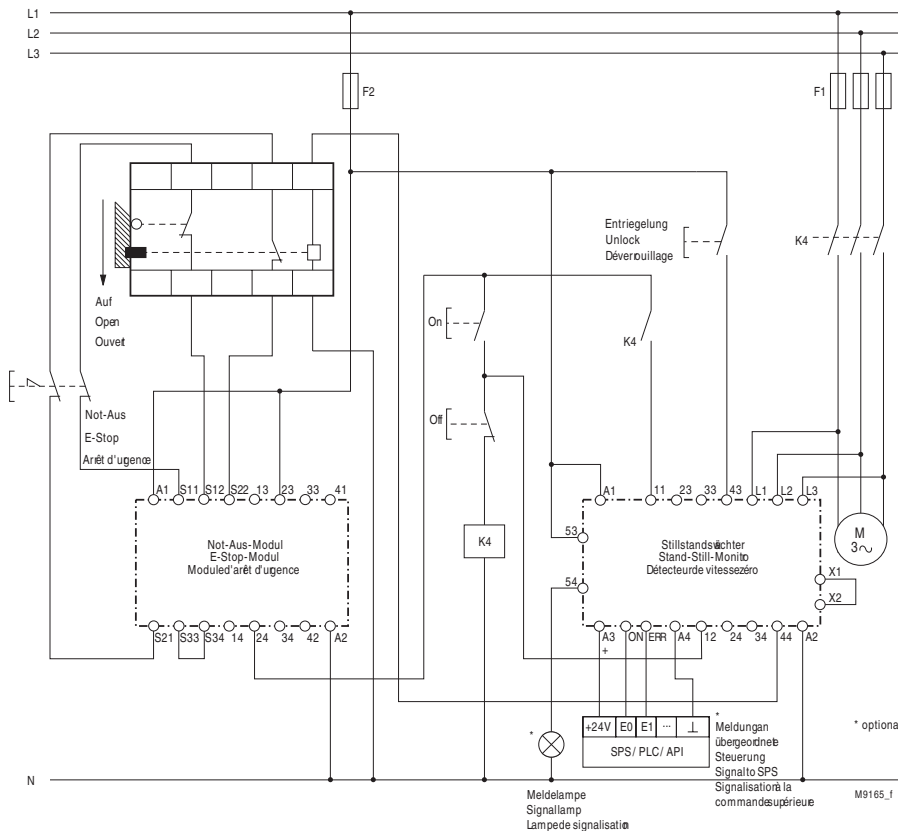
Connection Diagrams:



with three-phase motor



with single-phase motor



typical combined connection with emergency stop

Subject to change without notice.